






MUNICIPIO DE FRANCISCO I. MADERO, HIDALGO
HIDALGO

Estado Analítico de Ingresos Presupuestales
Al 31/jul./2020

Usu: supervisor
Rep: rptEstadoPresupuestoIngresos

Fecha y hora de Impresión | 07/oct./2020
10:22 a. m.

| Fuente de Ingresos | Ley de Ingresos Estimada | Ampliaciones / (Reducciones) | Ley de Ingresos Modificada | Ingresos Devengados | Ingresos Recaudados | Devengado Por Recaudar | Avance de Recaudación (Recaudación / Estimación) |
|---|--------------------------|------------------------------|----------------------------|---------------------|---------------------|------------------------|--|
| 11 <u>IMPUESTOS SOBRE LOS INGRESOS</u> | \$201,036.00 | \$0.00 | \$201,036.00 | \$690.00 | \$690.00 | \$0.00 | 0.34 % |
| IMPUESTO SOBRE JUEGOS, ESPECTACULOS PUBLICO | \$150,000.00 | \$0.00 | \$150,000.00 | \$0.00 | \$0.00 | \$0.00 | 0.00 % |
| IMPUESTO A COMERCIOS AMBULANTES | \$51,036.00 | \$0.00 | \$51,036.00 | \$690.00 | \$690.00 | \$0.00 | 1.35 % |
| 12 <u>IMPUESTOS SOBRE EL PATRIMONIO</u> | \$1,363,215.75 | \$0.00 | \$1,363,215.75 | \$1,540,072.50 | \$1,540,072.50 | \$0.00 | 112.97 % |
| IMPUESTO PREDIAL | \$1,305,693.75 | \$0.00 | \$1,305,693.75 | \$1,373,420.50 | \$1,373,420.50 | \$0.00 | 105.18 % |
| PREDIAL URBANOS | \$522,277.50 | \$0.00 | \$522,277.50 | \$964,758.00 | \$964,758.00 | \$0.00 | 184.72 % |
| PREDIAL RUSTICOS | \$522,277.50 | \$0.00 | \$522,277.50 | \$388,357.50 | \$388,357.50 | \$0.00 | 74.35 % |
| PREDIAL EJIDAL | \$261,138.75 | \$0.00 | \$261,138.75 | \$20,305.00 | \$20,305.00 | \$0.00 | 7.77 % |
| TRASLADO DE DOMINIO | \$57,522.00 | \$0.00 | \$57,522.00 | \$166,652.00 | \$166,652.00 | \$0.00 | 289.71 % |
| TRASLADO DE DOMINIO | \$57,522.00 | \$0.00 | \$57,522.00 | \$166,652.00 | \$166,652.00 | \$0.00 | 289.71 % |
| 17 <u>ACCESORIOS DE IMPUESTOS</u> | \$2,052,220.30 | \$0.00 | \$2,052,220.30 | \$730,202.60 | \$730,202.60 | \$0.00 | 35.58 % |
| RECARGOS IMPUESTO PREDIAL | \$1,113,226.50 | \$0.00 | \$1,113,226.50 | \$414,589.60 | \$414,589.60 | \$0.00 | 37.24 % |
| REZAGOS IMPUESTO PREDIAL | \$938,993.80 | \$0.00 | \$938,993.80 | \$315,613.00 | \$315,613.00 | \$0.00 | 33.61 % |
| 41 <u>DERECHOS POR EL USO, GOCE, APROVECHAMIENTO O</u> | \$971,496.50 | \$0.00 | \$971,496.50 | \$471,168.00 | \$471,168.00 | \$0.00 | 48.49 % |
| PUESTOS FIJOS EN MERCADOS CONSTRUIDOS | \$82,679.00 | \$0.00 | \$82,679.00 | \$102,574.00 | \$102,574.00 | \$0.00 | 124.06 % |
| PUESTOS SEMIFIJOS EN MERCADOS CONSTRUIDOS | \$648,655.00 | \$0.00 | \$648,655.00 | \$3,580.00 | \$3,580.00 | \$0.00 | 0.55 % |
| PUESTOS SEMIFIJOS EN PLAZAS, CALLES O TERRENO | \$91,369.00 | \$0.00 | \$91,369.00 | \$275,924.00 | \$275,924.00 | \$0.00 | 301.98 % |
| INHUMACION | \$148,793.50 | \$0.00 | \$148,793.50 | \$89,090.00 | \$89,090.00 | \$0.00 | 59.87 % |
| 43 <u>DERECHOS POR PRESTACIÓN DE SERVICIOS</u> | \$4,931,494.00 | \$0.00 | \$4,931,494.00 | \$1,561,109.43 | \$1,561,109.43 | \$0.00 | 31.65 % |
| COPIAS DE DOCUMENTOS EXISTENTES EN LOS ARCH | \$1,850,148.50 | \$0.00 | \$1,850,148.50 | \$165,604.50 | \$165,604.50 | \$0.00 | 8.95 % |
| OTROS CONCEPTOS DE CERTIFICACIONES, CONSTAN | \$5,000.00 | \$0.00 | \$5,000.00 | \$165,502.90 | \$165,502.90 | \$0.00 | 3,310.05 % |
| PERMISOS DE CONSTRUCCION, RECONSTRUCCION Y | \$7,112.00 | \$0.00 | \$7,112.00 | \$64,445.00 | \$64,445.00 | \$0.00 | 906.14 % |
| ALINEACIÓN Y USO DE SUELO | \$135,000.00 | \$0.00 | \$135,000.00 | \$43,040.00 | \$43,040.00 | \$0.00 | 31.88 % |
| AUTORIZACIÓN DE PERITOS EN OBRAS PARA CONSTF | \$5,000.00 | \$0.00 | \$5,000.00 | \$1,353.00 | \$1,353.00 | \$0.00 | 27.06 % |
| USO DOMESTICO DE DRENAJE Y ALCANTARILLADO | \$10,000.00 | \$0.00 | \$10,000.00 | \$2,860.00 | \$2,860.00 | \$0.00 | 28.60 % |
| LICENCIAS Y REFRENDOS COMERCIAL | \$799,387.00 | \$0.00 | \$799,387.00 | \$385,132.18 | \$385,132.18 | \$0.00 | 48.17 % |
| LICENCIAS, PERMISOS O AUTORIZACIONES POR COM | \$480,000.00 | \$0.00 | \$480,000.00 | \$0.00 | \$0.00 | \$0.00 | 0.00 % |
| REVALIDACION ANUAL DE LICENCIAS DE FUNCIONAM | \$0.00 | \$0.00 | \$0.00 | \$24,200.00 | \$24,200.00 | \$0.00 | 0.00 % |
| USO DOMESTICO DE AGUA POTABLE | \$377,875.50 | \$0.00 | \$377,875.50 | \$266,537.00 | \$266,537.00 | \$0.00 | 70.53 % |
| USO COMERCIAL DE AGUA POTABLE | \$100,000.00 | \$0.00 | \$100,000.00 | \$7,847.00 | \$7,847.00 | \$0.00 | 7.84 % |
| REGISTRO DE NACIMIENTO | \$770.00 | \$0.00 | \$770.00 | \$85,210.10 | \$85,210.10 | \$0.00 | -11,066.24 % |
| REGISTRO DE MATRIMONIO | \$70,250.00 | \$0.00 | \$70,250.00 | \$75,580.20 | \$75,580.20 | \$0.00 | 22.17 % |
| CERTIFICADO DE DEFUNCION | \$73,253.00 | \$0.00 | \$73,253.00 | \$25,080.60 | \$25,080.60 | \$0.00 | 34.23 % |







MUNICIPIO DE FRANCISCO I. MADERO, HIDALGO

HIDALGO Estado Analítico de Ingresos Presupuestales Al 31/jul./2020

Usu: supervisor
Rep: rptEstadoPresupuestoIngresos

Fecha y hora de Impresión | 07/oct./2020
10:22 a. m.

| Fuente de Ingresos | Ley de Ingresos Estimada | Ampliaciones / (Reducciones) | Ley de Ingresos Modificada | Ingresos Devengados | Ingresos Recaudados | Devengado Por Recaudar | Avance de Recaudación (Recaudación / Estimación) |
|--|--------------------------|------------------------------|----------------------------|---------------------|---------------------|------------------------|--|
| OTROS CONCEPTOS DE REGISTRO CIVIL | \$0.00 | \$0.00 | \$0.00 | \$11,842.55 | \$11,842.55 | \$0.00 | 0.00 % |
| AVALUOS CATASTRALES | \$646,728.00 | \$0.00 | \$646,728.00 | \$183,156.00 | \$183,156.00 | \$0.00 | 28.32 % |
| CONSTANCIAS EN GENERAL | \$0.00 | \$0.00 | \$0.00 | \$113,719.00 | \$113,719.00 | \$0.00 | 0.00 % |
| SERVICIO DE LIMPIA | \$12,000.00 | \$0.00 | \$12,000.00 | \$0.00 | \$0.00 | \$0.00 | 0.00 % |
| ASISTENCIA SOCIAL | \$360,510.00 | \$0.00 | \$360,510.00 | \$0.00 | \$0.00 | \$0.00 | 0.00 % |
| 45 <u>ACCESORIOS DE DERECHOS</u> | \$197,445.20 | \$0.00 | \$197,445.20 | \$137,006.40 | \$137,006.40 | \$0.00 | 69.38 % |
| RECARGOS AGUA POTABLE | \$1,515.00 | \$0.00 | \$1,515.00 | \$5,917.20 | \$5,917.20 | \$0.00 | 390.57 % |
| REZAGOS AGUA POTABLE | \$195,930.20 | \$0.00 | \$195,930.20 | \$131,089.20 | \$131,089.20 | \$0.00 | 66.90 % |
| 61 <u>APROVECHAMIENTOS</u> | \$700,656.00 | \$0.00 | \$700,656.00 | \$474,249.81 | \$474,249.81 | \$0.00 | 67.68 % |
| 61-02 <u>MULTAS</u> | \$227,806.00 | \$0.00 | \$227,806.00 | \$85,860.00 | \$85,860.00 | \$0.00 | 37.68 % |
| MULTAS ADMINISTRATIVAS IMPUESTAS POR EL MUNI | \$227,806.00 | \$0.00 | \$227,806.00 | \$85,860.00 | \$85,860.00 | \$0.00 | 37.68 % |
| 61-03 <u>INDEMNIZACIONES</u> | \$0.00 | \$0.00 | \$0.00 | \$172,840.00 | \$172,840.00 | \$0.00 | 0.00 % |
| INDEMNIZACIONES POR DAÑOS A BIENES MUNICIPAL | \$0.00 | \$0.00 | \$0.00 | \$172,840.00 | \$172,840.00 | \$0.00 | 0.00 % |
| 61-05 <u>APROVECHAMIENTOS PROVENIENTES DE OBRAS PÚBLI</u> | \$157,097.00 | \$0.00 | \$157,097.00 | \$144,319.81 | \$144,319.81 | \$0.00 | 91.86 % |
| APROVECHAMIENTOS PROVENIENTES DE OBRAS PU | \$157,097.00 | \$0.00 | \$157,097.00 | \$144,319.81 | \$144,319.81 | \$0.00 | 91.86 % |
| 61-09 <u>OTROS APROVECHAMIENTOS</u> | \$315,753.00 | \$0.00 | \$315,753.00 | \$71,230.00 | \$71,230.00 | \$0.00 | 22.55 % |
| APROVECHAMIENTOS DIVERSOS | \$315,753.00 | \$0.00 | \$315,753.00 | \$71,230.00 | \$71,230.00 | \$0.00 | 22.55 % |
| 62 <u>ACTIVO NO CIRCULANTE</u> | \$0.00 | \$0.00 | \$0.00 | \$672,341.50 | \$672,341.50 | \$0.00 | 0.00 % |
| 62-01 <u>TERRENOS</u> | \$0.00 | \$0.00 | \$0.00 | \$672,341.50 | \$672,341.50 | \$0.00 | 0.00 % |
| Terrenos | \$0.00 | \$0.00 | \$0.00 | \$672,341.50 | \$672,341.50 | \$0.00 | 0.00 % |
| 81 <u>PARTICIPACIONES</u> | \$42,612,443.00 | \$0.00 | \$42,612,443.00 | \$26,293,854.97 | \$26,293,854.97 | \$0.00 | 61.70 % |
| PARTICIPACIONES NO ETIQUETADAS | \$42,612,443.00 | \$0.00 | \$42,612,443.00 | \$26,293,854.97 | \$26,293,854.97 | \$0.00 | 61.70 % |
| FONDO GENERAL DE PARTICIPACIONES 2020 | \$27,181,704.00 | \$0.00 | \$27,181,704.00 | \$17,071,723.77 | \$17,071,723.77 | \$0.00 | 62.80 % |
| FONDO DE FOMENTO MUNICIPAL 2020 | \$12,394,988.00 | \$0.00 | \$12,394,988.00 | \$7,319,923.34 | \$7,319,923.34 | \$0.00 | 59.05 % |
| FONDO DE FISCALIZACIÓN Y RECAUDACIÓN 2020 | \$975,470.00 | \$0.00 | \$975,470.00 | \$712,762.45 | \$712,762.45 | \$0.00 | 73.06 % |
| FONDO DE COMPENSACIÓN ISAN 2020 | \$44,277.00 | \$0.00 | \$44,277.00 | \$28,952.84 | \$28,952.84 | \$0.00 | 65.39 % |
| IEPS-TABACOS 2020 | \$54,205.00 | \$0.00 | \$54,205.00 | \$292,491.03 | \$292,491.03 | \$0.00 | 50.06 % |
| IEPS-GASOLINAS 2020 | \$1,217,000.00 | \$0.00 | \$1,217,000.00 | \$652,225.80 | \$652,225.80 | \$0.00 | 53.59 % |
| ISAN 2020 | \$214,799.00 | \$0.00 | \$214,799.00 | \$215,775.74 | \$215,775.74 | \$0.00 | 100.45 % |
| 82 <u>APORTACIONES</u> | \$37,961,194.00 | \$0.00 | \$37,961,194.00 | \$23,932,836.97 | \$23,932,836.97 | \$0.00 | 63.04 % |
| APORTACIONES ETIQUETADAS | \$37,961,194.00 | \$0.00 | \$37,961,194.00 | \$23,932,836.97 | \$23,932,836.97 | \$0.00 | 63.04 % |
| FAISM 2020 | \$13,083,390.00 | \$0.00 | \$13,083,390.00 | \$8,923,229.00 | \$8,923,229.00 | \$0.00 | 68.35 % |
| FORTAMUN 2020 | \$24,907,804.00 | \$0.00 | \$24,907,804.00 | \$15,009,607.97 | \$15,009,607.97 | \$0.00 | 60.26 % |





MUNICIPIO DE FRANCISCO I. MADERO, HIDALGO
HIDALGO

Estado Analítico de Ingresos Presupuestales
Al 31/jul./2020

Usu: supervisor
Rep: rptEstadoPresupuestoIngresos

Fecha y hora de Impresión | 07/oct./2020
10:22 a. m.

| Fuente de Ingresos | Ley de Ingresos Estimada | Ampliaciones / (Reducciones) | Ley de Ingresos Modificada | Ingresos Devengados | Ingresos Recaudados | Devengado Por Recaudar | Avance de Recaudación (Recaudación / Estimación) |
|---|--------------------------|------------------------------|----------------------------|------------------------|------------------------|------------------------|--|
| 84 <u>INCENTIVOS DERIVADOS DE LA COLABORACION FISCAL</u> | \$2,700.00 | \$0.00 | \$2,700.00 | \$0.00 | \$0.00 | \$0.00 | 0.00 % |
| MULTAS IMPUESTAS POR AUTORIDADES ADMINISTRA | \$2,700.00 | \$0.00 | \$2,700.00 | \$0.00 | \$0.00 | \$0.00 | 0.00 % |
| MULTAS FEDERALES NO FISCALES | \$2,700.00 | \$0.00 | \$2,700.00 | \$0.00 | \$0.00 | \$0.00 | 0.00 % |
| Total | \$90,993,900.75 | \$0.00 | \$90,993,900.75 | \$55,813,532.18 | \$55,813,532.18 | \$0.00 | 61.33 % |

LIC. JUAN JOSE PEREZ CAMARGO
PRESIDENTE DE CONSEJO MUNICIPAL INTERINO

L.C. QUENDI GECILIA VALENCIA MAGANO
TESORERO MUNICIPAL

LIC. LETICIA JUAREZ CHAVEZ
VOCAL EJECUTIVO






MUNICIPIO DE FRANCISCO I. MADERO, HIDALGO

HIDALGO Estado Analítico de Ingresos Presupuestales Al 31/ago./2020

Usu: supervisor
Rep: rptEstadoPresupuestoIngresos

Fecha y hora de Impresión | 07/oct./2020
10:22 a. m.

| Fuente de Ingresos | Ley de Ingresos Estimada | Ampliaciones / (Reducciones) | Ley de Ingresos Modificada | Ingresos Devengados | Ingresos Recaudados | Devengado Por Recaudar | Avance de Recaudación (Recaudación / Estimación) |
|---|--------------------------|------------------------------|----------------------------|---------------------|---------------------|------------------------|--|
| 11 <u>IMPUESTOS SOBRE LOS INGRESOS</u> | \$201,036.00 | \$0.00 | \$201,036.00 | \$690.00 | \$690.00 | \$0.00 | 0.34 % |
| IMPUESTO SOBRE JUEGOS, ESPECTACULOS PUBLICO | \$150,000.00 | \$0.00 | \$150,000.00 | \$0.00 | \$0.00 | \$0.00 | 0.00 % |
| IMPUESTO A COMERCIOS AMBULANTES | \$51,036.00 | \$0.00 | \$51,036.00 | \$690.00 | \$690.00 | \$0.00 | 1.35 % |
| 12 <u>IMPUESTOS SOBRE EL PATRIMONIO</u> | \$1,363,215.75 | \$0.00 | \$1,363,215.75 | \$1,571,891.50 | \$1,571,891.50 | \$0.00 | 115.30 % |
| IMPUESTO PREDIAL | \$1,305,693.75 | \$0.00 | \$1,305,693.75 | \$1,401,181.50 | \$1,401,181.50 | \$0.00 | 107.31 % |
| PREDIAL URBANOS | \$522,277.50 | \$0.00 | \$522,277.50 | \$984,080.00 | \$984,080.00 | \$0.00 | 188.42 % |
| PREDIAL RUSTICOS | \$522,277.50 | \$0.00 | \$522,277.50 | \$396,361.50 | \$396,361.50 | \$0.00 | 75.89 % |
| PREDIAL EJIDAL | \$261,138.75 | \$0.00 | \$261,138.75 | \$20,740.00 | \$20,740.00 | \$0.00 | 7.94 % |
| TRASLADO DE DOMINIO | \$57,522.00 | \$0.00 | \$57,522.00 | \$170,710.00 | \$170,710.00 | \$0.00 | 296.77 % |
| TRASLADO DE DOMINIO | \$57,522.00 | \$0.00 | \$57,522.00 | \$170,710.00 | \$170,710.00 | \$0.00 | 296.77 % |
| 17 <u>ACCESORIOS DE IMPUESTOS</u> | \$2,052,220.30 | \$0.00 | \$2,052,220.30 | \$805,500.60 | \$805,500.60 | \$0.00 | 39.25 % |
| RECARGOS IMPUESTO PREDIAL | \$1,113,226.50 | \$0.00 | \$1,113,226.50 | \$455,087.60 | \$455,087.60 | \$0.00 | 40.88 % |
| REZAGOS IMPUESTO PREDIAL | \$938,993.80 | \$0.00 | \$938,993.80 | \$350,413.00 | \$350,413.00 | \$0.00 | 37.31 % |
| 41 <u>DERECHOS POR EL USO, GOCE, APROVECHAMIENTO O</u> | \$971,496.50 | \$0.00 | \$971,496.50 | \$509,305.00 | \$509,305.00 | \$0.00 | 52.42 % |
| PUESTOS FIJOS EN MERCADOS CONSTRUIDOS | \$82,679.00 | \$0.00 | \$82,679.00 | \$105,324.00 | \$105,324.00 | \$0.00 | 127.38 % |
| PUESTOS SEMIFIJOS EN MERCADOS CONSTRUIDOS | \$648,655.00 | \$0.00 | \$648,655.00 | \$3,580.00 | \$3,580.00 | \$0.00 | 0.55 % |
| PUESTOS SEMIFIJOS EN PLAZAS, CALLES O TERRENO | \$91,369.00 | \$0.00 | \$91,369.00 | \$283,504.00 | \$283,504.00 | \$0.00 | 310.28 % |
| INHUMACION | \$148,793.50 | \$0.00 | \$148,793.50 | \$116,897.00 | \$116,897.00 | \$0.00 | 78.56 % |
| 43 <u>DERECHOS POR PRESTACIÓN DE SERVICIOS</u> | \$4,931,494.00 | \$0.00 | \$4,931,494.00 | \$1,827,823.43 | \$1,827,823.43 | \$0.00 | 37.06 % |
| COPIAS DE DOCUMENTOS EXISTENTES EN LOS ARCH | \$1,850,148.50 | \$0.00 | \$1,850,148.50 | \$188,599.50 | \$188,599.50 | \$0.00 | 10.19 % |
| OTROS CONCEPTOS DE CERTIFICACIONES, CONSTAN | \$5,000.00 | \$0.00 | \$5,000.00 | \$185,079.90 | \$185,079.90 | \$0.00 | 3,701.59 % |
| PERMISOS DE CONSTRUCCION, RECONSTRUCCION Y | \$7,112.00 | \$0.00 | \$7,112.00 | \$108,196.00 | \$108,196.00 | \$0.00 | 1,521.31 % |
| ALINEACIÓN Y USO DE SUELO | \$135,000.00 | \$0.00 | \$135,000.00 | \$46,988.00 | \$46,988.00 | \$0.00 | 34.80 % |
| AUTORIZACIÓN DE PERITOS EN OBRAS PARA CONSTR | \$5,000.00 | \$0.00 | \$5,000.00 | \$1,353.00 | \$1,353.00 | \$0.00 | 27.06 % |
| USO DOMESTICO DE DRENAJE Y ALCANTARILLADO | \$10,000.00 | \$0.00 | \$10,000.00 | \$2,860.00 | \$2,860.00 | \$0.00 | 28.60 % |
| LICENCIAS Y REFRENDOS COMERCIAL | \$799,387.00 | \$0.00 | \$799,387.00 | \$391,263.18 | \$391,263.18 | \$0.00 | 48.94 % |
| LICENCIAS, PERMISOS O AUTORIZACIONES POR COM | \$480,000.00 | \$0.00 | \$480,000.00 | \$0.00 | \$0.00 | \$0.00 | 0.00 % |
| REVALIDACION ANUAL DE LICENCIAS DE FUNCIONAM | \$0.00 | \$0.00 | \$0.00 | \$32,200.00 | \$32,200.00 | \$0.00 | 0.00 % |
| USO DOMESTICO DE AGUA POTABLE | \$377,875.50 | \$0.00 | \$377,875.50 | \$293,578.00 | \$293,578.00 | \$0.00 | 77.69 % |
| USO COMERCIAL DE AGUA POTABLE | \$100,000.00 | \$0.00 | \$100,000.00 | \$7,847.00 | \$7,847.00 | \$0.00 | 7.84 % |
| REGISTRO DE NACIMIENTO | \$770.00 | \$0.00 | \$770.00 | \$115,695.10 | \$115,695.10 | \$0.00 | -15,025.33 % |
| REGISTRO DE MATRIMONIO | \$70,250.00 | \$0.00 | \$70,250.00 | \$15,580.20 | \$15,580.20 | \$0.00 | 22.17 % |
| CERTIFICADO DE DEFUNCION | \$73,253.00 | \$0.00 | \$73,253.00 | \$28,680.00 | \$28,680.00 | \$0.00 | 39.15 % |








MUNICIPIO DE FRANCISCO I. MADERO, HIDALGO

HIDALGO Estado Analítico de Ingresos Presupuestales Al 31/ago./2020

Usu: supervisor
Rep: rptEstadoPresupuestoIngresos

Fecha y hora de Impresión | 07/oct./2020
10:22 a. m.

| Fuente de Ingresos | Ley de Ingresos Estimada | Ampliaciones / (Reducciones) | Ley de Ingresos Modificada | Ingresos Devengados | Ingresos Recaudados | Devengado Por Recaudar | Avance de Recaudación (Recaudación / Estimación) |
|--|--------------------------|------------------------------|----------------------------|---------------------|---------------------|------------------------|--|
| OTROS CONCEPTOS DE REGISTRO CIVIL | \$0.00 | \$0.00 | \$0.00 | \$13,430.05 | \$13,430.05 | \$0.00 | 0.00 % |
| AVALUOS CATASTRALES | \$646,728.00 | \$0.00 | \$646,728.00 | \$255,772.00 | \$255,772.00 | \$0.00 | 39.54 % |
| CONSTANCIAS EN GENERAL | \$0.00 | \$0.00 | \$0.00 | \$140,701.50 | \$140,701.50 | \$0.00 | 0.00 % |
| SERVICIO DE LIMPIA | \$12,000.00 | \$0.00 | \$12,000.00 | \$0.00 | \$0.00 | \$0.00 | 0.00 % |
| ASISTENCIA SOCIAL | \$360,510.00 | \$0.00 | \$360,510.00 | \$0.00 | \$0.00 | \$0.00 | 0.00 % |
| 45 <u>ACCESORIOS DE DERECHOS</u> | \$197,445.20 | \$0.00 | \$197,445.20 | \$152,258.40 | \$152,258.40 | \$0.00 | 77.11 % |
| RECARGOS AGUA POTABLE | \$1,515.00 | \$0.00 | \$1,515.00 | \$5,959.20 | \$5,959.20 | \$0.00 | 393.34 % |
| REZAGOS AGUA POTABLE | \$195,930.20 | \$0.00 | \$195,930.20 | \$146,299.20 | \$146,299.20 | \$0.00 | 74.66 % |
| 61 <u>APROVECHAMIENTOS</u> | \$700,656.00 | \$0.00 | \$700,656.00 | \$502,790.81 | \$502,790.81 | \$0.00 | 71.76 % |
| 61-02 <u>MULTAS</u> | \$227,806.00 | \$0.00 | \$227,806.00 | \$110,510.00 | \$110,510.00 | \$0.00 | 48.51 % |
| MULTAS ADMINISTRATIVAS IMPUESTAS POR EL MUNI | \$227,806.00 | \$0.00 | \$227,806.00 | \$110,510.00 | \$110,510.00 | \$0.00 | 48.51 % |
| 61-03 <u>INDEMNIZACIONES</u> | \$0.00 | \$0.00 | \$0.00 | \$172,840.00 | \$172,840.00 | \$0.00 | 0.00 % |
| INDEMNIZACIONES POR DAÑOS A BIENES MUNICIPAL | \$0.00 | \$0.00 | \$0.00 | \$172,840.00 | \$172,840.00 | \$0.00 | 0.00 % |
| 61-05 <u>APROVECHAMIENTOS PROVENIENTES DE OBRAS PÚBLI</u> | \$157,097.00 | \$0.00 | \$157,097.00 | \$144,319.81 | \$144,319.81 | \$0.00 | 91.86 % |
| APROVECHAMIENTOS PROVENIENTES DE OBRAS PU | \$157,097.00 | \$0.00 | \$157,097.00 | \$144,319.81 | \$144,319.81 | \$0.00 | 91.86 % |
| 61-09 <u>OTROS APROVECHAMIENTOS</u> | \$315,753.00 | \$0.00 | \$315,753.00 | \$75,121.00 | \$75,121.00 | \$0.00 | 23.79 % |
| APROVECHAMIENTOS DIVERSOS | \$315,753.00 | \$0.00 | \$315,753.00 | \$75,121.00 | \$75,121.00 | \$0.00 | 23.79 % |
| 62 <u>ACTIVO NO CIRCULANTE</u> | \$0.00 | \$0.00 | \$0.00 | \$672,341.50 | \$672,341.50 | \$0.00 | 0.00 % |
| 62-01 <u>TERRENOS</u> | \$0.00 | \$0.00 | \$0.00 | \$672,341.50 | \$672,341.50 | \$0.00 | 0.00 % |
| Terrenos | \$0.00 | \$0.00 | \$0.00 | \$672,341.50 | \$672,341.50 | \$0.00 | 0.00 % |
| 81 <u>PARTICIPACIONES</u> | \$42,612,443.00 | \$0.00 | \$42,612,443.00 | \$30,073,390.69 | \$30,073,390.69 | \$0.00 | 70.57 % |
| PARTICIPACIONES NO ETIQUETADAS | \$42,612,443.00 | \$0.00 | \$42,612,443.00 | \$30,073,390.69 | \$30,073,390.69 | \$0.00 | 70.57 % |
| FONDO GENERAL DE PARTICIPACIONES 2020 | \$27,181,704.00 | \$0.00 | \$27,181,704.00 | \$19,509,346.93 | \$19,509,346.93 | \$0.00 | 71.77 % |
| FONDO DE FOMENTO MUNICIPAL 2020 | \$12,394,988.00 | \$0.00 | \$12,394,988.00 | \$8,394,271.07 | \$8,394,271.07 | \$0.00 | 67.72 % |
| FONDO DE FISCALIZACIÓN Y RECAUDACIÓN 2020 | \$975,470.00 | \$0.00 | \$975,470.00 | \$781,539.61 | \$781,539.61 | \$0.00 | 80.11 % |
| FONDO DE COMPENSACIÓN ISAN 2020 | \$44,277.00 | \$0.00 | \$44,277.00 | \$81,165.71 | \$81,165.71 | \$0.00 | 183.31 % |
| IEPS-TABACOS 2020 | \$584,205.00 | \$0.00 | \$584,205.00 | \$328,124.71 | \$328,124.71 | \$0.00 | 56.16 % |
| IEPS-GASOLINAS 2020 | \$1,217,000.00 | \$0.00 | \$1,217,000.00 | \$713,505.95 | \$713,505.95 | \$0.00 | 58.62 % |
| ISAN 2020 | \$214,799.00 | \$0.00 | \$214,799.00 | \$265,436.71 | \$265,436.71 | \$0.00 | 123.57 % |
| 82 <u>APORTACIONES</u> | \$37,961,194.00 | \$0.00 | \$37,961,194.00 | \$27,350,859.01 | \$27,350,859.01 | \$0.00 | 72.04 % |
| APORTACIONES ETIQUETADAS | \$37,961,194.00 | \$0.00 | \$37,961,194.00 | \$27,350,859.01 | \$27,350,859.01 | \$0.00 | 72.04 % |
| FAISM 2020 | \$13,053,390.00 | \$0.00 | \$13,053,390.00 | \$10,197,976.00 | \$10,197,976.00 | \$0.00 | 78.12 % |
| FORTAMUN 2020 | \$24,907,804.00 | \$0.00 | \$24,907,804.00 | \$17,152,883.01 | \$17,152,883.01 | \$0.00 | 68.86 % |





MUNICIPIO DE FRANCISCO I. MADERO, HIDALGO
HIDALGO

Estado Analítico de Ingresos Presupuestales
Al 31/ago./2020

Usu: supervisor
Rep: rptEstadoPresupuestoIngresos

Fecha y hora de Impresión | 07/oct./2020
10:22 a. m.

| Fuente de Ingresos | Ley de Ingresos Estimada | Ampliaciones / (Reducciones) | Ley de Ingresos Modificada | Ingresos Devengados | Ingresos Recaudados | Devengado Por Recaudar | Avance de Recaudación (Recaudación / Estimación) |
|--|--------------------------|------------------------------|----------------------------|------------------------|------------------------|------------------------|--|
| 84 <u>INCENTIVOS DERIVADOS DE LA COLABORACION FISCAL</u> | \$2,700.00 | \$0.00 | \$2,700.00 | \$0.00 | \$0.00 | \$0.00 | 0.00 % |
| MULTAS IMPUESTAS POR AUTORIDADES ADMINISTRATIVAS | \$2,700.00 | \$0.00 | \$2,700.00 | \$0.00 | \$0.00 | \$0.00 | 0.00 % |
| MULTAS FEDERALES NO FISCALES | \$2,700.00 | \$0.00 | \$2,700.00 | \$0.00 | \$0.00 | \$0.00 | 0.00 % |
| Total | \$90,993,900.75 | \$0.00 | \$90,993,900.75 | \$63,466,850.94 | \$63,466,850.94 | \$0.00 | 69.74 % |

LIC. JUAN JOSE PEREZ CAMARGO
PRESIDENTE DE CONSEJO MUNICIPAL INTERINO

L.C. QUENDI CECILIA VALENCIA MAJANO
TESORERO MUNICIPAL

Juan José Pérez Camargo

LIC. LETICIA JUAREZ CHAVEZ
VOCAL EJECUTIVO





MUNICIPIO DE FRANCISCO I. MADERO, HIDALGO

HIDALGO Estado Analítico de Ingresos Presupuestales Al 30/sep./2020

Usu: supervisor
Rep: rptEstadoPresupuestoIngresos

Fecha y hora de Impresión | 07/oct./2020
10:21 a. m.

| Fuente de Ingresos | Ley de Ingresos Estimada | Ampliaciones / (Reducciones) | Ley de Ingresos Modificada | Ingresos Devengados | Ingresos Recaudados | Devengado Por Recaudar | Avance de Recaudación (Recaudación / Estimación) |
|---|--------------------------|------------------------------|----------------------------|---------------------|---------------------|------------------------|--|
| 11 <u>IMPUESTOS SOBRE LOS INGRESOS</u> | \$201,036.00 | \$0.00 | \$201,036.00 | \$690.00 | \$690.00 | \$0.00 | 0.34 % |
| IMPUESTO SOBRE JUEGOS, ESPECTACULOS PUBLICOS | \$150,000.00 | \$0.00 | \$150,000.00 | \$0.00 | \$0.00 | \$0.00 | 0.00 % |
| IMPUESTO A COMERCIOS AMBULANTES | \$51,036.00 | \$0.00 | \$51,036.00 | \$690.00 | \$690.00 | \$0.00 | 1.35 % |
| 12 <u>IMPUESTOS SOBRE EL PATRIMONIO</u> | \$1,363,215.75 | \$0.00 | \$1,363,215.75 | \$1,589,431.50 | \$1,589,431.50 | \$0.00 | 116.59 % |
| IMPUESTO PREDIAL | \$1,305,693.75 | \$0.00 | \$1,305,693.75 | \$1,413,144.50 | \$1,413,144.50 | \$0.00 | 108.22 % |
| PREDIAL URBANOS | \$522,277.50 | \$0.00 | \$522,277.50 | \$992,737.00 | \$992,737.00 | \$0.00 | 190.07 % |
| PREDIAL RUSTICOS | \$522,277.50 | \$0.00 | \$522,277.50 | \$399,493.50 | \$399,493.50 | \$0.00 | 76.49 % |
| PREDIAL EJIDAL | \$261,138.75 | \$0.00 | \$261,138.75 | \$20,914.00 | \$20,914.00 | \$0.00 | 8.00 % |
| TRASLADO DE DOMINIO | \$57,522.00 | \$0.00 | \$57,522.00 | \$176,287.00 | \$176,287.00 | \$0.00 | 306.46 % |
| TRASLADO DE DOMINIO | \$57,522.00 | \$0.00 | \$57,522.00 | \$176,287.00 | \$176,287.00 | \$0.00 | 306.46 % |
| 17 <u>ACCESORIOS DE IMPUESTOS</u> | \$2,052,220.30 | \$0.00 | \$2,052,220.30 | \$865,476.60 | \$865,476.60 | \$0.00 | 42.17 % |
| RECARGOS IMPUESTO PREDIAL | \$1,113,226.50 | \$0.00 | \$1,113,226.50 | \$491,217.60 | \$491,217.60 | \$0.00 | 44.12 % |
| REZAGOS IMPUESTO PREDIAL | \$938,993.80 | \$0.00 | \$938,993.80 | \$374,259.00 | \$374,259.00 | \$0.00 | 39.85 % |
| 41 <u>DERECHOS POR EL USO, GOCE, APROVECHAMIENTO O</u> | \$971,496.50 | \$0.00 | \$971,496.50 | \$572,905.00 | \$572,905.00 | \$0.00 | 58.97 % |
| PUESTOS FIJOS EN MERCADOS CONSTRUIDOS | \$82,679.00 | \$0.00 | \$82,679.00 | \$121,084.00 | \$121,084.00 | \$0.00 | 146.45 % |
| PUESTOS SEMIFIJOS EN MERCADOS CONSTRUIDOS | \$648,655.00 | \$0.00 | \$648,655.00 | \$3,580.00 | \$3,580.00 | \$0.00 | 0.55 % |
| PUESTOS SEMIFIJOS EN PLAZAS, CALLES O TERRENO | \$91,369.00 | \$0.00 | \$91,369.00 | \$297,152.00 | \$297,152.00 | \$0.00 | 325.22 % |
| INHUMACION | \$148,793.50 | \$0.00 | \$148,793.50 | \$151,089.00 | \$151,089.00 | \$0.00 | 101.54 % |
| 43 <u>DERECHOS POR PRESTACIÓN DE SERVICIOS</u> | \$4,928,994.00 | \$0.00 | \$4,928,994.00 | \$2,024,844.63 | \$2,024,844.63 | \$0.00 | 41.08 % |
| COPIAS DE DOCUMENTOS EXISTENTES EN LOS ARCHIVOS | \$1,850,148.50 | \$0.00 | \$1,850,148.50 | \$188,599.50 | \$188,599.50 | \$0.00 | 10.19 % |
| OTROS CONCEPTOS DE CERTIFICACIONES, CONSTANCIAS | \$5,000.00 | \$0.00 | \$5,000.00 | \$211,043.70 | \$211,043.70 | \$0.00 | 4,220.87 % |
| PERMISOS DE CONSTRUCCION, RECONSTRUCCION Y REPARACION | \$7,112.00 | \$0.00 | \$7,112.00 | \$109,221.50 | \$109,221.50 | \$0.00 | 1,535.73 % |
| ALINEACIÓN Y USO DE SUELO | \$135,000.00 | \$0.00 | \$135,000.00 | \$48,579.00 | \$48,579.00 | \$0.00 | 35.98 % |
| AUTORIZACIÓN DE PERITOS EN OBRAS PARA CONSTRUCCION | \$5,000.00 | \$0.00 | \$5,000.00 | \$1,353.00 | \$1,353.00 | \$0.00 | 27.06 % |
| USO DOMESTICO DE DRENAJE Y ALCANTARILLADO | \$10,000.00 | \$0.00 | \$10,000.00 | \$2,860.00 | \$2,860.00 | \$0.00 | 28.60 % |
| LICENCIAS Y REFRENDOS COMERCIAL | \$799,387.00 | \$0.00 | \$799,387.00 | \$412,918.18 | \$412,918.18 | \$0.00 | 51.65 % |
| LICENCIAS, PERMISOS O AUTORIZACIONES POR COMERCIALIZACION | \$480,000.00 | \$0.00 | \$480,000.00 | \$6,774.00 | \$6,774.00 | \$0.00 | 1.41 % |
| REVALIDACION ANUAL DE LICENCIAS DE FUNCIONAMIENTO | \$2,000.00 | \$0.00 | \$2,000.00 | \$44,200.00 | \$44,200.00 | \$0.00 | -2,210.00 % |
| USO DOMESTICO DE AGUA POTABLE | \$377,375.50 | \$0.00 | \$377,375.50 | \$305,429.00 | \$305,429.00 | \$0.00 | 80.93 % |
| USO COMERCIAL DE AGUA POTABLE | \$100,000.00 | \$0.00 | \$100,000.00 | \$7,847.00 | \$7,847.00 | \$0.00 | 7.84 % |
| REGISTRO DE NACIMIENTO | \$770.00 | \$0.00 | \$770.00 | \$155,035.10 | \$155,035.10 | \$0.00 | -20,134.42 % |
| REGISTRO DE MATRIMONIO | \$70,250.00 | \$0.00 | \$70,250.00 | \$16,950.20 | \$16,950.20 | \$0.00 | 24.12 % |
| CERTIFICADO DE DEFUNCION | \$73,253.00 | \$0.00 | \$73,253.00 | \$35,340.00 | \$35,340.00 | \$0.00 | 48.24 % |








MUNICIPIO DE FRANCISCO I. MADERO, HIDALGO

Estado Analítico de Ingresos Presupuestales Al 30/sep./2020

Usu: supervisor
Rep: rptEstadoPresupuestalIngresos

Fecha y hora de Impresión | 07/oct./2020
10:21 a. m.

| Fuente de Ingresos | Ley de Ingresos Estimada | Ampliaciones / (Reducciones) | Ley de Ingresos Modificada | Ingresos Devengados | Ingresos Recaudados | Devengado Por Recaudar | Avance de Recaudación (Recaudación / Estimación) % |
|--|--------------------------|------------------------------|----------------------------|---------------------|---------------------|------------------------|--|
| OTROS CONCEPTOS DE REGISTRO CIVIL | \$0.00 | \$0.00 | \$0.00 | \$15,455.95 | \$15,455.95 | \$0.00 | 0.00 % |
| AVALUOS CATASTRALES | \$646,728.00 | \$0.00 | \$646,728.00 | \$305,777.00 | \$305,777.00 | \$0.00 | 47.28 % |
| CONSTANCIAS EN GENERAL | \$0.00 | \$0.00 | \$0.00 | \$157,461.50 | \$157,461.50 | \$0.00 | 0.00 % |
| SERVICIO DE LIMPIA | \$12,000.00 | \$0.00 | \$12,000.00 | \$0.00 | \$0.00 | \$0.00 | 0.00 % |
| ASISTENCIA SOCIAL | \$360,510.00 | \$0.00 | \$360,510.00 | \$0.00 | \$0.00 | \$0.00 | 0.00 % |
| 45 <u>ACCESORIOS DE DERECHOS</u> | \$197,445.20 | \$0.00 | \$197,445.20 | \$158,153.40 | \$158,153.40 | \$0.00 | 80.09 % |
| RECARGOS AGUA POTABLE | \$1,515.00 | \$0.00 | \$1,515.00 | \$5,959.20 | \$5,959.20 | \$0.00 | 393.34 % |
| REZAGOS AGUA POTABLE | \$195,930.20 | \$0.00 | \$195,930.20 | \$152,194.20 | \$152,194.20 | \$0.00 | 77.67 % |
| 61 <u>APROVECHAMIENTOS</u> | \$700,656.00 | \$0.00 | \$700,656.00 | \$520,307.21 | \$520,307.21 | \$0.00 | 74.26 % |
| 61-02 <u>MULTAS</u> | \$227,806.00 | \$0.00 | \$227,806.00 | \$117,960.00 | \$117,960.00 | \$0.00 | 51.78 % |
| MULTAS ADMINISTRATIVAS IMPUESTAS POR EL MUNI | \$227,806.00 | \$0.00 | \$227,806.00 | \$117,960.00 | \$117,960.00 | \$0.00 | 51.78 % |
| 61-03 <u>INDEMNIZACIONES</u> | \$0.00 | \$0.00 | \$0.00 | \$172,840.00 | \$172,840.00 | \$0.00 | 0.00 % |
| INDEMNIZACIONES POR DAÑOS A BIENES MUNICIPAL | \$0.00 | \$0.00 | \$0.00 | \$172,840.00 | \$172,840.00 | \$0.00 | 0.00 % |
| 61-05 <u>APROVECHAMIENTOS PROVENIENTES DE OBRAS PÚBLI</u> | \$157,097.00 | \$0.00 | \$157,097.00 | \$144,319.81 | \$144,319.81 | \$0.00 | 91.86 % |
| APROVECHAMIENTOS PROVENIENTES DE OBRAS PU | \$157,097.00 | \$0.00 | \$157,097.00 | \$144,319.81 | \$144,319.81 | \$0.00 | 91.86 % |
| 61-09 <u>OTROS APROVECHAMIENTOS</u> | \$315,753.00 | \$0.00 | \$315,753.00 | \$85,187.40 | \$85,187.40 | \$0.00 | 26.97 % |
| APROVECHAMIENTOS DIVERSOS | \$315,753.00 | \$0.00 | \$315,753.00 | \$85,187.40 | \$85,187.40 | \$0.00 | 26.97 % |
| 62 <u>ACTIVO NO CIRCULANTE</u> | \$0.00 | \$0.00 | \$0.00 | \$672,341.50 | \$672,341.50 | \$0.00 | 0.00 % |
| 62-01 <u>TERRENOS</u> | \$0.00 | \$0.00 | \$0.00 | \$672,341.50 | \$672,341.50 | \$0.00 | 0.00 % |
| Terrenos | \$0.00 | \$0.00 | \$0.00 | \$672,341.50 | \$672,341.50 | \$0.00 | 0.00 % |
| 81 <u>PARTICIPACIONES</u> | \$42,612,443.00 | \$0.00 | \$42,612,443.00 | \$33,822,676.74 | \$33,822,676.74 | \$0.00 | 79.37 % |
| PARTICIPACIONES NO ETIQUETADAS | \$42,612,443.00 | \$0.00 | \$42,612,443.00 | \$33,822,676.74 | \$33,822,676.74 | \$0.00 | 79.37 % |
| FONDO GENERAL DE PARTICIPACIONES 2020 | \$27,181,704.00 | \$0.00 | \$27,181,704.00 | \$21,964,805.59 | \$21,964,805.59 | \$0.00 | 80.80 % |
| FONDO DE FOMENTO MUNICIPAL 2020 | \$12,394,988.00 | \$0.00 | \$12,394,988.00 | \$9,477,931.01 | \$9,477,931.01 | \$0.00 | 76.46 % |
| FONDO DE FISCALIZACIÓN Y RECAUDACIÓN 2020 | \$975,470.00 | \$0.00 | \$975,470.00 | \$829,616.36 | \$829,616.36 | \$0.00 | 85.04 % |
| FONDO DE COMPENSACIÓN ISAN 2020 | \$44,277.00 | \$0.00 | \$44,277.00 | \$85,301.83 | \$85,301.83 | \$0.00 | 192.65 % |
| IEPS-TABACOS 2020 | \$584,205.00 | \$0.00 | \$584,205.00 | \$371,098.85 | \$371,098.85 | \$0.00 | 63.52 % |
| IEPS-GASOLINAS 2020 | \$1,217,000.00 | \$0.00 | \$1,217,000.00 | \$799,518.28 | \$799,518.28 | \$0.00 | 65.69 % |
| ISAN 2020 | \$214,799.00 | \$0.00 | \$214,799.00 | \$294,404.82 | \$294,404.82 | \$0.00 | 137.06 % |
| 82 <u>APORTACIONES</u> | \$37,961,194.00 | \$0.00 | \$37,961,194.00 | \$30,768,881.05 | \$30,768,881.05 | \$0.00 | 81.05 % |
| APORTACIONES ETIQUETADAS | \$37,961,194.00 | \$0.00 | \$37,961,194.00 | \$30,768,881.05 | \$30,768,881.05 | \$0.00 | 81.05 % |
| FAISM 2020 | \$13,053,890.00 | \$0.00 | \$13,053,890.00 | \$11,472,723.00 | \$11,472,723.00 | \$0.00 | 87.89 % |
| FORTAMUN 2020 | \$24,907,804.00 | \$0.00 | \$24,907,804.00 | \$19,296,158.05 | \$19,296,158.05 | \$0.00 | 77.47 % |





MUNICIPIO DE FRANCISCO I. MADERO, HIDALGO
HIDALGO

Estado Analítico de Ingresos Presupuestales
Al 30/sep./2020

Usu: supervisor
Rep: rptEstadoPresupuestoIngresos

Fecha y hora de Impresión | 07/oct./2020
10:21 a. m.

| Fuente de Ingresos | Ley de Ingresos Estimada | Ampliaciones / (Reducciones) | Ley de Ingresos Modificada | Ingresos Devengados | Ingresos Recaudados | Devengado Por Recaudar | Avance de Recaudación (Recaudación / Estimación) |
|---|--------------------------|------------------------------|----------------------------|------------------------|------------------------|------------------------|--|
| 84 INCENTIVOS DERIVADOS DE LA COLABORACION FISCAL | \$2,700.00 | \$0.00 | \$2,700.00 | \$0.00 | \$0.00 | \$0.00 | 0.00 % |
| MULTAS IMPUESTAS POR AUTORIDADES ADMINISTRA | \$2,700.00 | \$0.00 | \$2,700.00 | \$0.00 | \$0.00 | \$0.00 | 0.00 % |
| MULTAS FEDERALES NO FISCALES | \$2,700.00 | \$0.00 | \$2,700.00 | \$0.00 | \$0.00 | \$0.00 | 0.00 % |
| Total | \$90,991,400.75 | \$0.00 | \$90,991,400.75 | \$70,995,707.63 | \$70,995,707.63 | \$0.00 | 78.02 % |

LIC. JUAN JOSE PEREZ CAMARGO
PRESIDENTE DE CONSEJO MUNICIPAL INTERINO

L.C. QUENDI CECILIA VALENCIA MAJANO
TESORERO MUNICIPAL

Lic. Juan José Pérez Camargo

LIC. LETICIA JUAREZ CHAVEZ
VOCAL EJECUTIVO